



2009-2010 GMT Quarterly Report for District (or Undistricted) **District 202 K**

GMT: **Mr. CLIFFORD STEPHEN A HE**

Location: **AMERICAN SAMOA**

GMT CA: **7**

**CLUBS**

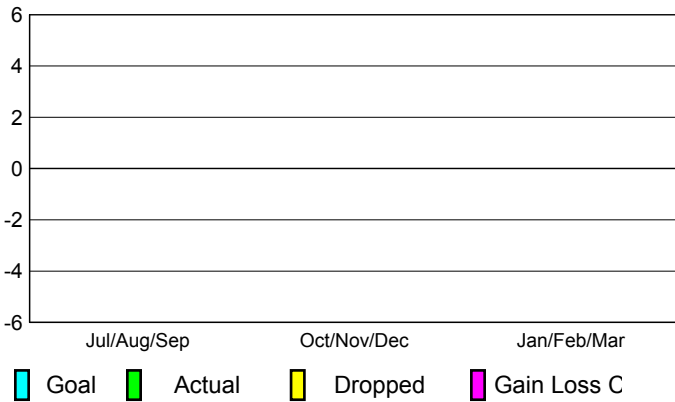
Club Results 2009-2010
---------------------------

Clubs 2008-2009
--------------------

Month	New Club Goal	Actual New Clubs	Actual Dropped Clubs	Gain/Loss of Clubs	Gain/Loss of Clubs
Jul/Aug/Sep	0	0	0	0	0
Oct/Nov/Dec	0	0	0	0	0
Jan/Feb/Mar	0	0	0	0	0
<b>Totals</b>	<b>0</b>	<b>0</b>	<b>0</b>	<b>0</b>	<b>0</b>

**Club Results 2009-2010**

Goal, New, Dropped, Gain/Loss



**MEMBERSHIP**

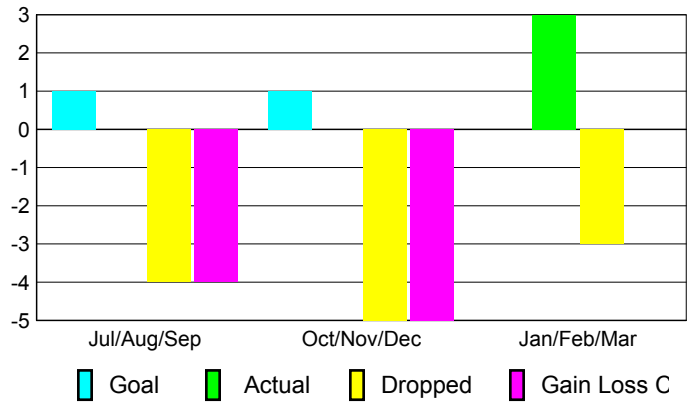
Membership Results 2009-2010
---------------------------------

Membership 2008-2009
-------------------------

Month	Net Memb Goal	Actual New Memb	Actual Dropped Memb	Gain/Loss of Memb	Gain/Loss of Memb
Jul/Aug/Sep	1	0	-4	-4	-2
Oct/Nov/Dec	1	0	-5	-5	0
Jan/Feb/Mar	0	3	-3	0	0
<b>Totals</b>	<b>2</b>	<b>3</b>	<b>-12</b>	<b>-9</b>	<b>-2</b>


**Membership Results 2009-2010**

Goal, New, Dropped, Gain/Loss



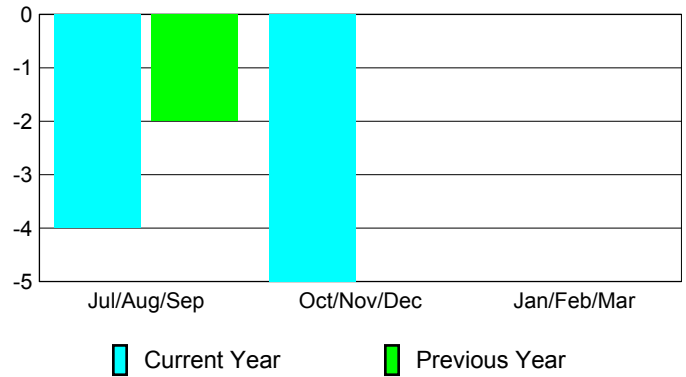
**Comparison of Club Gain/Loss**

Current Year Compared to the Previous Year



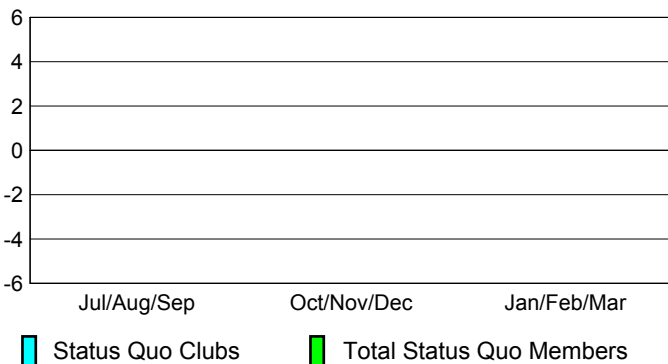
**Comparison of Membership Gain/Loss**

Current Year Compared to the Previous Year

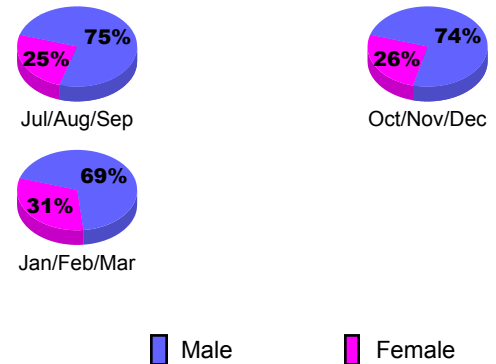


**YTD Status Quo Clubs 2009-2010**

Status Quo Clubs Compared to Status Quo Members



**Gender Comparison 2009-2010**





# 2009-2010 GMT Quarterly Report for District (or Undistricted) **District 202 K FIJI**

**GMT: Mr. CLIFFORD STEPHEN A HE**

**Location: FIJI ISLANDS**

**GMT CA: 7**

## CLUBS

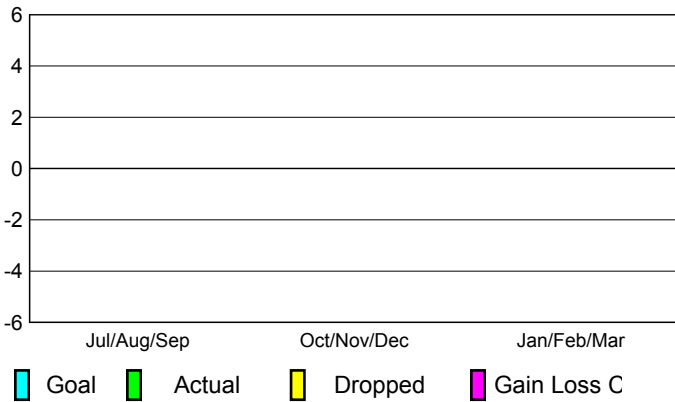
Club Results  
2009-2010

Clubs  
2008-2009

Month	New Club Goal	Actual New Clubs	Actual Dropped Clubs	Gain/Loss of Clubs	Gain/Loss of Clubs
Jul/Aug/Sep	0	0	0	0	0
Oct/Nov/Dec	0	0	0	0	0
Jan/Feb/Mar	0	0	0	0	-1
<b>Totals</b>	<b>0</b>	<b>0</b>	<b>0</b>	<b>0</b>	<b>-1</b>


### Club Results 2009-2010

Goal, New, Dropped, Gain/Loss




### Comparison of Club Gain/Loss

Current Year Compared to the Previous Year



### YTD Status Quo Clubs 2009-2010

Status Quo Clubs Compared to Status Quo Members



## MEMBERSHIP

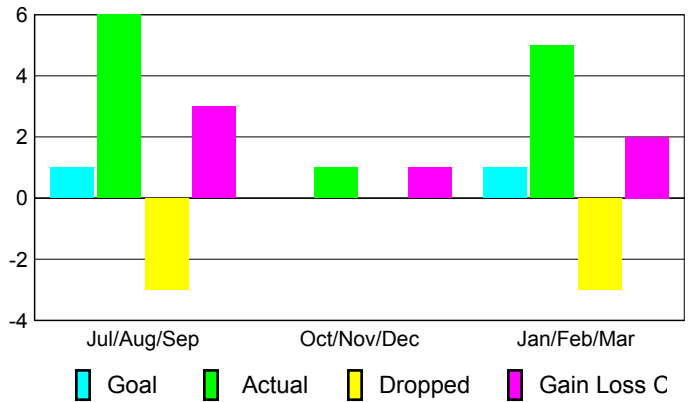
Membership Results  
2009-2010

Membership  
2008-2009

Month	Net Memb Goal	Actual New Memb	Actual Dropped Memb	Gain/Loss of Memb	Gain/Loss of Memb
Jul/Aug/Sep	1	6	-3	3	0
Oct/Nov/Dec	0	1	0	1	0
Jan/Feb/Mar	1	5	-3	2	-17
<b>Totals</b>	<b>2</b>	<b>12</b>	<b>-6</b>	<b>6</b>	<b>-17</b>

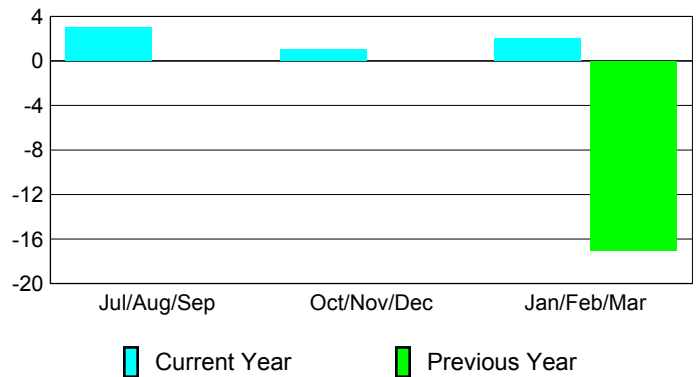
### Membership Results 2009-2010

Goal, New, Dropped, Gain/Loss

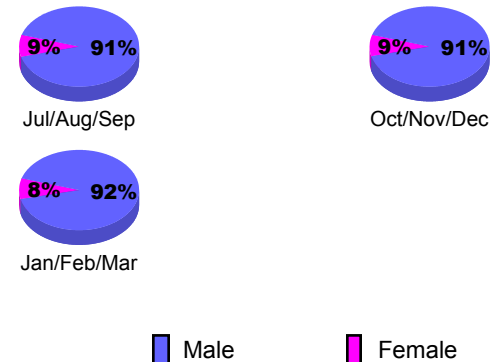


### Comparison of Membership Gain/Loss

Current Year Compared to the Previous Year



### Gender Comparison 2009-2010





# 2009-2010 GMT Quarterly Report for District (or Undistricted) **District 202 K**

GMT: **Mr. CLIFFORD STEPHEN A HE**

Location: **WESTERN SAMOA**

GMT CA: **7**

## CLUBS

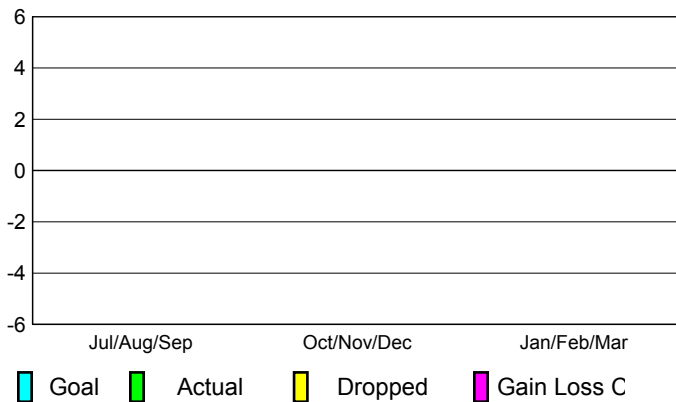
Club Results  
2009-2010

Clubs  
2008-2009

Month	New Club Goal	Actual New Clubs	Actual Dropped Clubs	Gain/Loss of Clubs	Gain/Loss of Clubs
Jul/Aug/Sep	0	0	0	0	0
Oct/Nov/Dec	0	0	0	0	0
Jan/Feb/Mar	0	0	0	0	0
<b>Totals</b>	<b>0</b>	<b>0</b>	<b>0</b>	<b>0</b>	<b>0</b>


### Club Results 2009-2010

Goal, New, Dropped, Gain/Loss



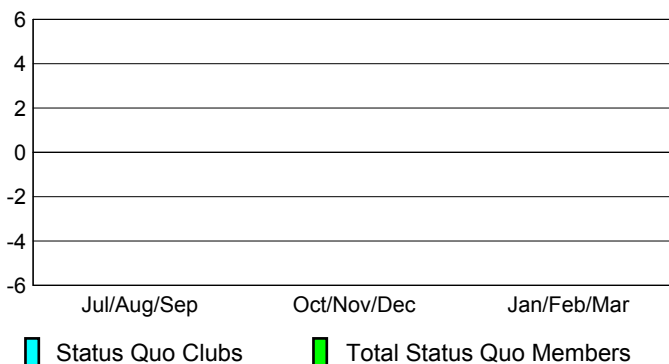
### Comparison of Club Gain/Loss

Current Year Compared to the Previous Year



### YTD Status Quo Clubs 2009-2010

Status Quo Clubs Compared to Status Quo Members



## MEMBERSHIP

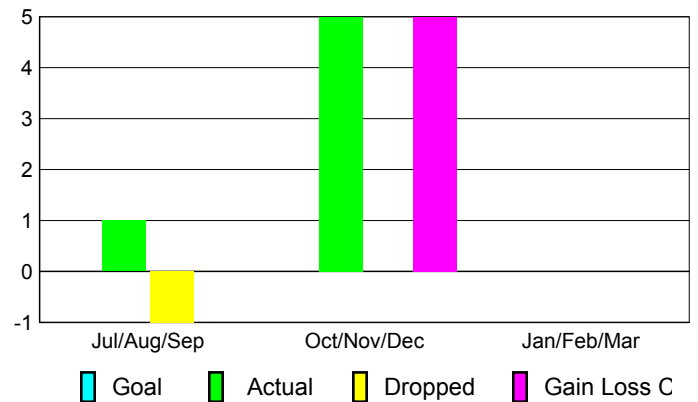
Membership Results  
2009-2010

Membership  
2008-2009

Month	Net Memb Goal	Actual New Memb	Actual Dropped Memb	Gain/Loss of Memb	Gain/Loss of Memb
Jul/Aug/Sep	0	1	-1	0	0
Oct/Nov/Dec	0	5	0	5	0
Jan/Feb/Mar	0	0	0	0	0
<b>Totals</b>	<b>0</b>	<b>6</b>	<b>-1</b>	<b>5</b>	<b>0</b>

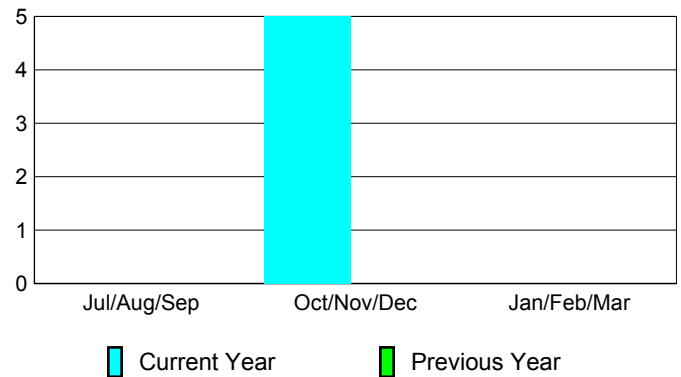
### Membership Results 2009-2010

Goal, New, Dropped, Gain/Loss

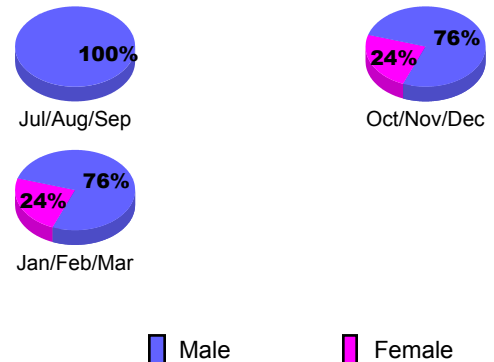


### Comparison of Membership Gain/Loss

Current Year Compared to the Previous Year



### Gender Comparison 2009-2010





# 2009-2010 GMT Quarterly Report for District (or Undistricted) **District 202 K NEW**

GMT: **Mr. CLIFFORD STEPHEN A HE**

Location: **NEW ZEALAND**

GMT CA: **7**

## CLUBS

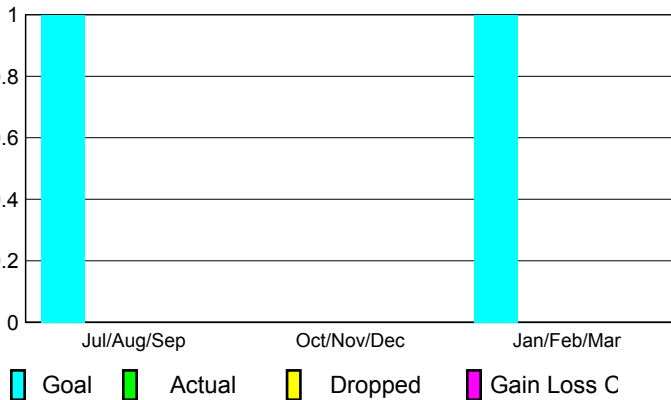
**Club Results  
2009-2010**

**Clubs  
2008-2009**

Month	New Club Goal	Actual New Clubs	Actual Dropped Clubs	Gain/Loss of Clubs	Gain/Loss of Clubs
Jul/Aug/Sep	1	0	0	0	0
Oct/Nov/Dec	0	0	0	0	0
Jan/Feb/Mar	1	0	0	0	0
<b>Totals</b>	<b>2</b>	<b>0</b>	<b>0</b>	<b>0</b>	<b>0</b>


### Club Results 2009-2010

Goal, New, Dropped, Gain/Loss




### Comparison of Club Gain/Loss

Current Year Compared to the Previous Year



### YTD Status Quo Clubs 2009-2010

Status Quo Clubs Compared to Status Quo Members



## MEMBERSHIP

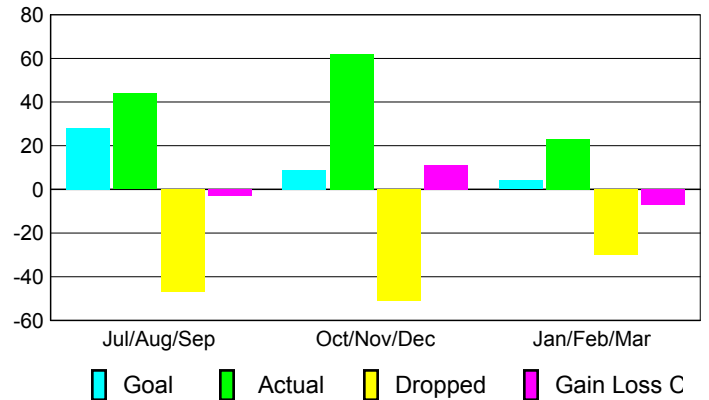
**Membership Results  
2009-2010**

**Membership  
2008-2009**

Month	Net Memb Goal	Actual New Memb	Actual Dropped Memb	Gain/Loss of Memb	Gain/Loss of Memb
Jul/Aug/Sep	28	44	-47	-3	3
Oct/Nov/Dec	9	62	-51	11	-31
Jan/Feb/Mar	4	23	-30	-7	6
<b>Totals</b>	<b>41</b>	<b>129</b>	<b>-128</b>	<b>1</b>	<b>-22</b>

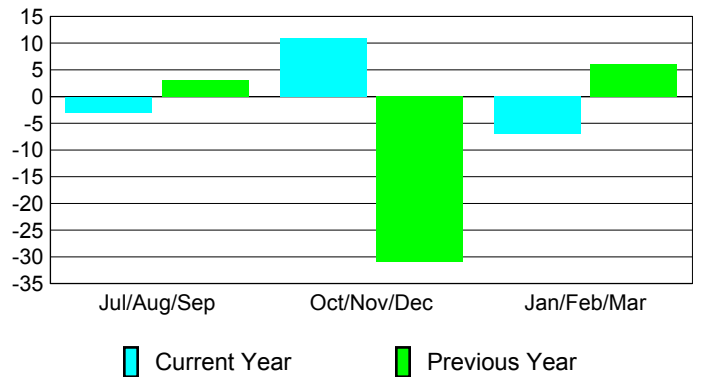
### Membership Results 2009-2010

Goal, New, Dropped, Gain/Loss

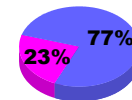


### Comparison of Membership Gain/Loss

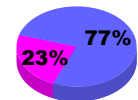
Current Year Compared to the Previous Year



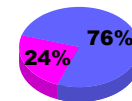
### Gender Comparison 2009-2010



Jul/Aug/Sep



Oct/Nov/Dec



Jan/Feb/Mar

Male

Female